

This novel biodegradable stent is applicable, safe, and effective in the endoscopic treatment of benign biliary obstruction with the advantage of leaving nothing behind after it has done its job.¹

Successful treatment of a benign biliary stricture with biodegradable metallic biliary stents.

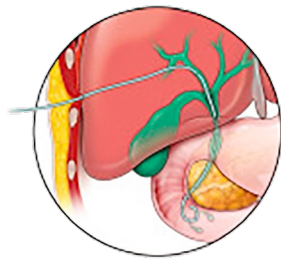
Hairoi Othman, Nur Yazmin Yaakub, Zahiah Mohamed, Razman Jarmin



Biliary Balloon Expandable Biodegradable Stent offers a promising therapeutic option for adequate biliary drainage, without the need for additional procedures for removal or replacement of stents.²

Bilateral balloon expandable biodegradable stent (Y-stent) for post cholecystectomy perihilar biliary stricture.

Lakhtakia, S., Tevethia, H. V., Inavolu, P., Shah, S., & Reddy, D. N.



Biodegradable stent placement represents a novel approach in the management of stones above biliary strictures in patients with surgically altered anatomy.³

Percutaneous cholangioscopy with biodegradable stent placement for stone disease on a background of a post anastomotic biliary stricture.

Papaefthymiou, A., Ngo, A. T., & Webster, G. J.

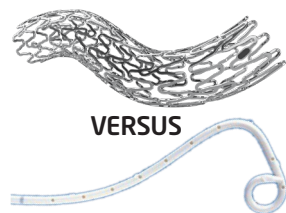
UNITY-B

Endoscopic Balloon Expandable Biodegradable Biliary Stent System

These cases show the importance of biodegradable metallic stent placement for therapy of benign biliary strictures in surgically altered anatomy.⁴

Balloon expandable biodegradable stent using EUS-Antegrade approach in patients with benign biliary stricture with Surgically altered anatomy.

Robles-Medrandá, C., Merfeá, R. C., Alcivar-Vasquez, J., Del-Valle, R., Arevalo-Mora, M., & Barreto-Perez, J.

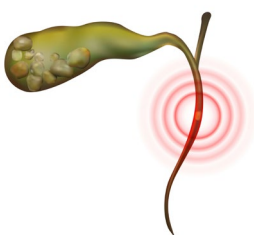


Following the placement of UNITY-B, 84% of patients did not require re-interventions⁵ compared to as high as 40% complications associated with percutaneous transhepatic biliary drainage therapy.⁶

Internal Data from Q3 Medical clinical studies.

Drainage-related complications in percutaneous transhepatic biliary drainage: an analysis over 10 years. Journal of clinical gastroenterology, 49(9), 764-770.

Nennstiel, S., Weber, A., Frick, G., Haller, B., Meining, A., Schmid, R. M., & Neu, B. (2015)

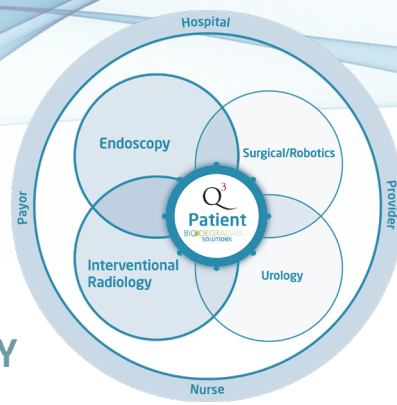


UNITY-B Biodegradable Stent has shown a reduction in interventions alongside significant improvement in clinical symptoms and patient Quality of Life.⁷

Alternative technique for management of recurrent cholangitis post pancreaticoduodenectomy using UNITY-B biodegradable uncovered metal stent.

Norton, A., & Chapman, S

ABSTRACT PRESENTED AT ECIO 2024



References:

- Othman, H. (2019). Successful treatment of a benign biliary stricture with biodegradable metallic biliary stents. *HPB*, 21, S888-S889.
- Lakhtakia, S., Tevethia, H. V., Inavolu, P., Shah, S., & Reddy, D. N. (2021). Bilateral balloon expandable biodegradable stent (Y-stent) for postcholecystectomy perihilar biliary stricture. *VideoGIE*, 6(2), 80-83.
- Papaefthymiou, A., Ngo, A. T., & Webster, G. J. (2023). Percutaneous cholangioscopy with biodegradable stent placement for stone disease on a background of a postanastomotic biliary stricture. *Endoscopy*, 55(S 01), E1053-E1054.
- Robles-Medranda, C., Merfea, R. C., Alcivar-Vasquez, J., Del-Valle, R., Arevalo-Mora, M., & Barreto-Perez, J. (2022). BALLOON EXPANDABLE BIODEGRADABLE STENT USING EUS-ANTEGRADE APPROACH IN PATIENTS WITH BENIGN BILIARY STRICTURE AND SURGICALLY ALTERED ANATOMY. *Endoscopy*, 54(S 01), eP160V.
- Q3 Medical Internal Data.
- Nennstiel, S., Weber, A., Frick, G., Haller, B., Meining, A., Schmid, R. M., & Neu, B. (2015). Drainage-related complications in percutaneous transhepatic biliary drainage: an analysis over 10 years. *Journal of clinical gastroenterology*, 49(9), 764-770.
- Norton, A., & Chapman, S., Alternative technique for management of recurrent cholangitis post pancreaticoduodenectomy using Unity B biodegradable uncovered metal stent. ABSTRACT Presented at ECIO 2024. Royal Surrey NHS Trust.

Limitation Statement:

The information compiled in the Clinical Evolution of the data related to the biodegradable technology has some possible limitations, as it was not an exhaustive search but one that details key early investigator-led studies, that confirmed findings represented by the company and its CE approval related to the attributes of the stent. The findings of the studies, individually or collectively, may need additional evaluation in the form of more rigorous analysis and further future studies around economics, as well as multi-centre randomized studies to further evaluate the biodegradable technology against the limitations of the current standard of care for plastic and metal implants that require a 2nd surgery for removal.

This document will look to add more clinical data and information, as biodegradable products are further studied and utilized. Whilst there are limitations to the information, we look to build more randomized clinical data to further show increased patient care, healthcare cost savings, sustainability benefits as well as hospital resources and waiting list improvements.



PLEASE SCAN THE QR CODE TO ACCESS OUR DIGITAL LIBRARY TO VIEW BROCHURES, PUBLICATIONS, CASE REPORTS, VIDEOS AND MUCH MORE.